



RFID Read/Write Device for mobile Data Capture

iID[®] POCKETwork is a mobile RFID read/write unit suitable as Bluetooth[™] enabled external RFID reader as well as standalone data collector with script functionality and internal memory. iID[®] POCKETwork is available for HF or UHF frequency RFID applications.

iID[®] POCKETwork can additionally be used as Bluetooth[™] HID device. In this operation mode it can be used as Bluetooth[™] keyboard.

Product Short Description & available Versions:

POCKETwork v2 HF

HFcc

Pocket Read/Write Unit with RTC, MEM, BT, USB, Li accu

System: iID3000, ISO 15693, 14443, all customized

Product Code: 72.62.720.00

Product Code: 72.72.720.00

POCKETwork v2 HF LEGIC

Pocket Read/Write Unit with RTC, MEM, BT, USB, Li accu

System: iID3000, ISO 15693, 14443, LEGIC, all customized

Product Code: 72.62.525.00

POCKETwork v2 UHFcc

Pocket Read/Write Unit with RTC, MEM, BT, USB, Li accu

System: iID4000, ISO 18000-6c, all customized

Product Code: 41.12.820.00

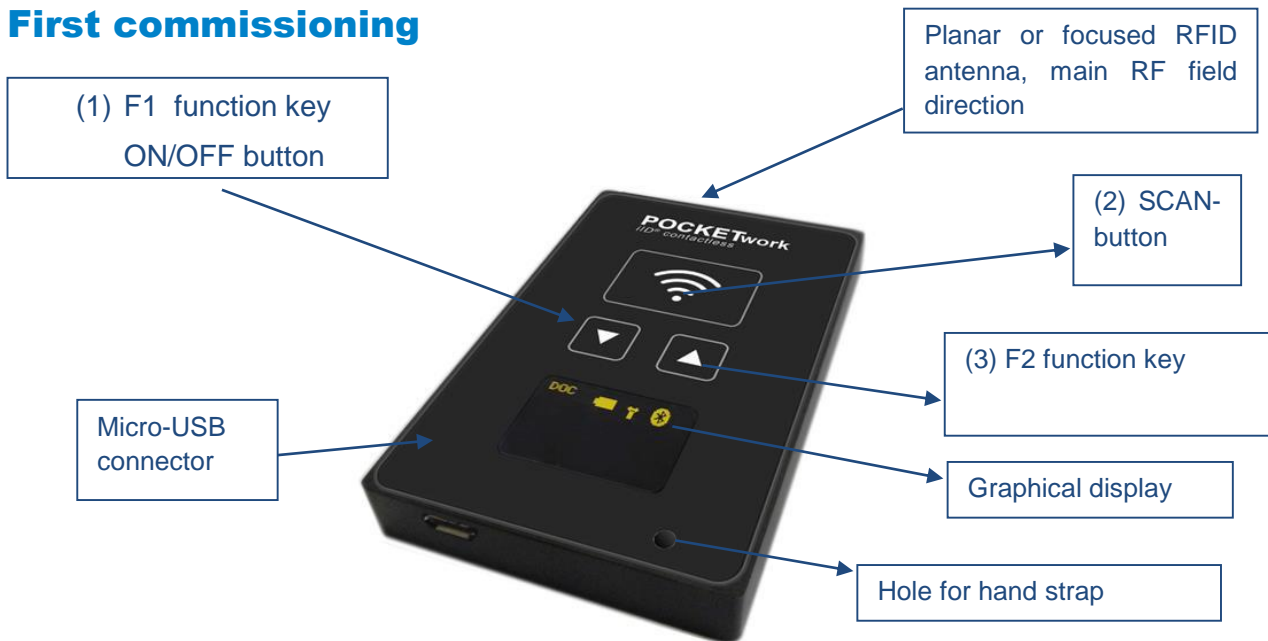
Performance description

iID[®] POCKETwork is suitable for standalone mobile data capture using its integrated real time clock and memory as well as a wireless RFID reading / writing device, which can be connected via its integrated Bluetooth™-Interface to a phone, tablet computer or PC in DOC mode.

Based on iID[®] SPC functionality, scripts can be used for definition of display, buzzer and button support as well as communication functionalities as RF, USB and Bluetooth™.

The device comes in several types supporting HF systems, LEGIC[®] based HF systems as well as UHF environments. In addition microsensys provides HFcc and UHFcc devices for closed coupling communication with very small sized RFID transponders.

First commissioning



Before using your device the first time, please charge the internal rechargeable battery using included micro USB cable.

Manner of functioning

iID[®] POCKETwork may be used as USB/Bluetooth™ RFID read/write interface, data collector or RFID scanner with emulated Bluetooth™ keyboard. See following table for available configurations, for further information see iID[®] SPC/MPC related documents.

Functionality	Operation mode configuration	Bluetooth™ configuration	Remark
Read/write interface	DOC	SPP	Bi-directional communication, based on iID [®] driver engine
Data collector	SPC	SPP	Bi-directional communication, script with MPC functionality on device
Bluetooth™ HID input device (keyboard)	SPC	HID	One-directional communication, script with output functionality on device

iID[®] POCKETwork is delivered in DOC/SPP mode, please adjust operation mode using iID[®] interface configuration tool regarding your requirements before first usage. Microsensys provides sample scripts for device usage in SPC mode, which are available for download in iID[®] interface configuration tool.

Depending on device configuration, iID[®] POCKETwork buttons may have following functionality:

Button	Functionality
(1) ON/OFF, scroll up	Power on device, power off device when pressed for 3seconds, F1 key
(2) Scroll down	Scroll down in display, F2 key
(3) Scan	Scan, Enter menu

Software to be installed

Please download and install iID[®] software package including iID[®] DEMOsoft 2013, iID[®] interface config tool and iID[®] connection tool as well as iID[®] driver engine from:

<http://download.micosensys.de/CDCContent/Install/Setup%20iID%20software%20package.exe>.

Device configuration is possible using iID[®] interface configuration tool running on Windows PC environment - via BT connection as well as USB interface. For using USB interface you may also need to install the USB driver, which is available at

<http://download.micosensys.de/CDCContent/USBDriver/VCP%20USB%20driver%20CDM20602.zip>






Depending on operation mode (see “manner of functioning”) and platform installation of further software may be required:

Operation mode	Platform	Software
DOC	Windows 32/64 (without RT)	iID [®] software package including iID [®] driver engine, optional iID [®] tray application (http://download.micosensys.de/CDCContent/Install/iID%20tray%20application.zip)
	Windows Mobile, Windows embedded handheld	iID [®] driver engine, iID [®] DEMOsoft (http://download.micosensys.de/CDCContent/Install/RFIDDriver/Windows/iID3000PRO/ , http://download.micosensys.de/CDCContent/Install/iID%20DEMOsoft/Windows/Mobile/RFID-Demo%20iID%20driver%20engine.CAB) , optional iID [®] trigger scan (http://download.micosensys.de/CDCContent/Install/iID%20tray%20application/iID%20TriggerScan%20Mobile/iID%20TriggerScan.CAB)
	Android	iID [®] Android DEMOsoft (http://download.micosensys.de/CDCContent/Install/iID%20DEMOsoft/Android/)
SPC/MPC	Windows 32/64 (without RT)	iID [®] MPC software (http://download.micosensys.de/CDCContent/Install/iID%20POCKET/)
HID	All platforms (Windows, Android, iOS)	No further software required

You can find further microsensys product related software at <http://download.micosensys.de/CDCContent/>.

Signs & their meaning

iID[®] POCKETwork display is used to show application related information, as there are menus, messages or data. Additionally there are device states shown as described below.

Symbol	Description
DOC	Operation mode DOC
DOC USB	Operation mode DOC, USB connection active
SPC	Operation mode SPC
SPC USB	Operation mode SPC, USB connection active
	Different battery state symbols
	RF communication inactive
	RF communication active
	Bluetooth™ connection not established
	Bluetooth™ connection established

Equipment delivered:

1 x iID@POCKETwork

Standard accessories:

USB cable

Hand strap

Including following Accessories:

1 x Hand strap

1 x USB cable

1 x CD-ROM (Software & Documents)

Complementary microsensys Documents

Technical Datasheets: POCKETwork xxx.pdf, POCKETwork xxx 001.pdf

Product Guide RFID Reader: (coming soon)

Product or System Documentation: DOC-iID-POCKETwork-02E.pdf

DOC-iID SPC 01D.pdf, Quick-iID MPC 01D.pdf

Contact/Copyright

microsensys GmbH • In der Hochstedter Ecke 2 • 99098 Erfurt • Germany

phone: +49 (0) 3 61 5 98 74-0

fax: +49 (0) 3 61 5 98 74-17

e-mail: info@microsensys.de

web: www.microsensys.de

Any reproduction of this short manual in whole or in part, the storage in electronic media and the translation into foreign languages without the written permission of microsensys GmbH is forbidden.

© 2014 microsensys • all rights reserved